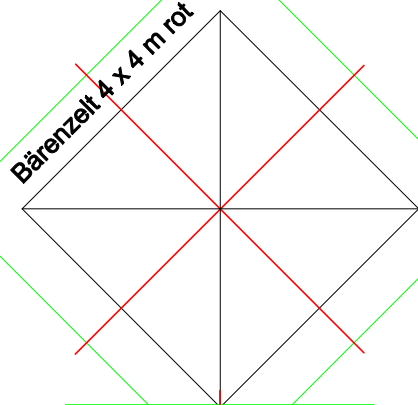


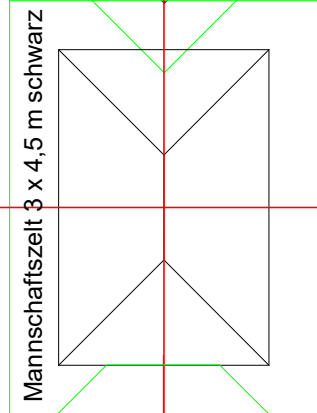
# ALF Standard-Aufstellplan

16990 mm

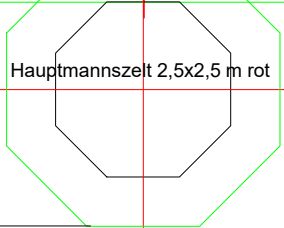
Bärenzelt 4 x 4 m rot



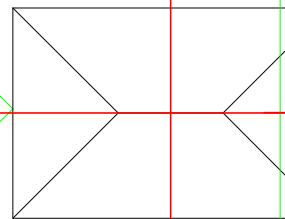
Mannschaftszelt 3 x 4,5 m schwarz



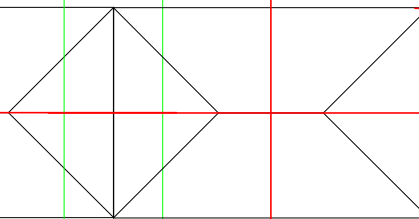
Hauptmannszelt 2,5x2,5 m rot



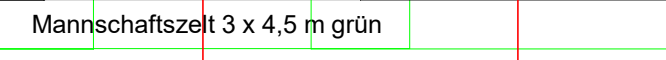
Mannschaftszelt 3 x 4,5 m blau



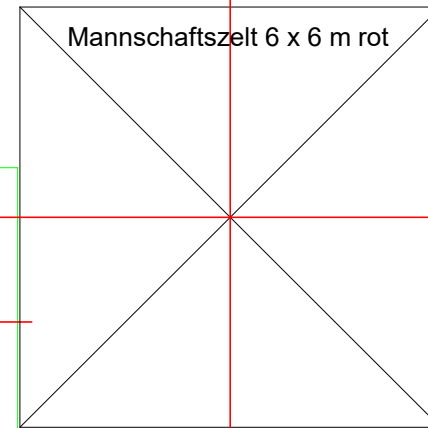
Mannschaftszelt 3 x 4,5 m rot



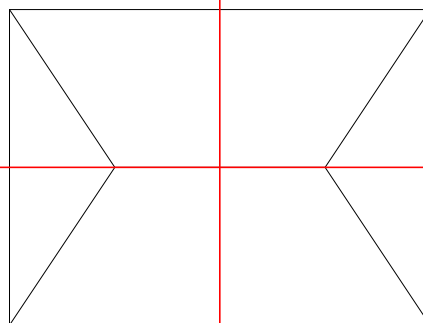
Mannschaftszelt 3 x 4,5 m grün



Mannschaftszelt 6 x 6 m rot



Überdachter-Sitzplatz 4,5 x 6 m blau

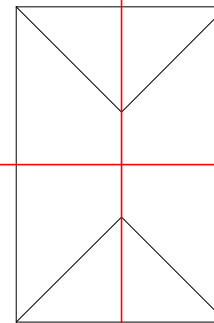


Feuerstelle



post@alf-1525.de  
www.ALF-1525.de

Mannschaftszelt 3 x 4,5 m rot / blau



Rahmen grün = Abspannfläche  
Rahmen schwarz = Zeltfläche

28577 mm